

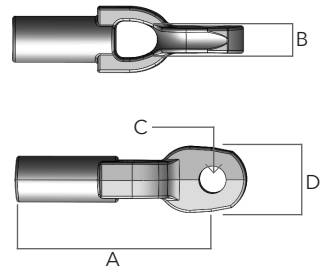
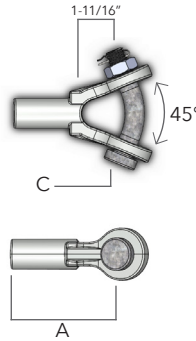
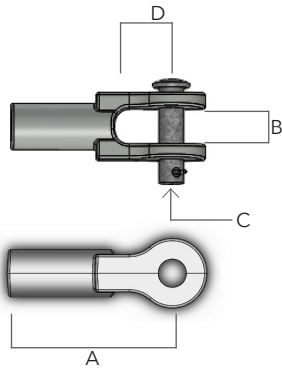
Example Catalog #:



End Fitting Types		Ultimate Strength Rating (lbs)		Length (L in)	Roller- Clevis End Fittings Only <i>Omit to specify without rollers</i>	Silicone Coating Option	
C	Clevis	15	15,000	For standard lengths, see table below  Custom lengths available, consult your sales representative for details	R	Single Roller	Add -SC
TE	Thimble Eye	21	21,000		R2	Roller each end (Clevis-Clevis only)	
YC	Y-Clevis (except 15K lbs)	30	30,000				
		36	36,000				

**Example**

» 78" Guy Strain Insulator  
 » Clevis-Clevis end fittings  
 » 15,000 lb ultimate strength rating  
 » Roller on each end  
 » Silicone coated  
**Catalog number- GCC15-78R2-SC**

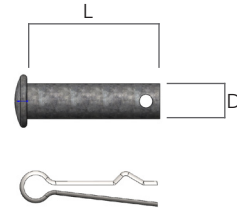
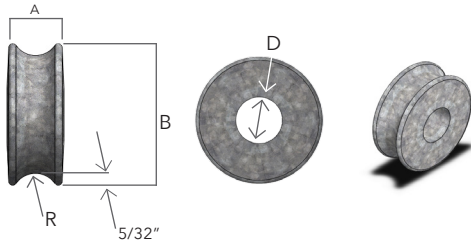


Dimensions (in)
Rating
A
B
C
D

Clevis (C)				
Rating	1500	2100	30000	36000
A	4	4	6 1/2	6 1/2
B	15/16	15/16	1	1
C	5/8	5/8	3/4	3/4
D	1 3/8	1 3/8	2	2

Y Clevis (YC)				
Rating	1500	2100	30000	36000
A		4 1/8	6 1/6	6 1/6
B				
C		3/4	3/4	3/4
D				

Thimble Eye (TE)				
Rating	1500	2100	30000	36000
A	4 5/8	4 15/16	7 1/4	7 1/4
B	17/32	11/16	13/16	13/16
C	11/16	11/16	13/16	13/16
D	1 5/8	1 3/4	2 3/8	2 3/8



Roller					
Catalog Number	Rating (lbs)	A (in)	B (in)	D (in)	R (in)
R-17-5	15000	3/4	1 7/8	11/16	5/16
	21000				
R-24-6	30000	27/32	2 3/8	13/16	13/32
	36000				

Clevis Pin + Cotter Key				
Catalog Number	Rating (lbs)	D (in)	L (in)	Pin Dia (in)
CPK-5-21	15000	5/8	2 1/8	5/8
	21000			
CPK-6-30	30000	3/4	2 1/2	3/4
	36000			



**15,000 lb Ultimate Strength Rating**

Catalog Number	Length (in)
Clevis-Clevis	
GCC15-12R2	12
GCC15-18R	18
GCC15-36R	36
GCC15-36R2	36
GCC15-54R	54
GCC15-54R2	54
GCC15-78R	78
GCC15-96R	96
GCC15-96R2	96
GCC15-120R	120
GCC15-144R	144
GCC15-144R2	144

Catalog Number	Length (in)
Clevis- Thimble Eye	
GCTE15-12	12
GCTE15-12R	12
GCTE15-18	18
GCTE15-42	42
GCTE15-54	54
GCTE15-54R	54
GCTE15-78	78
GCTE15-96R	96
GCTE15-144R	144
GCTE15-144R-SC	144

Catalog Number	Length (in)
Thimble Eye-Thimble Eye	
GTETE15-12	12

**21,000 lb Ultimate Strength Rating**

Catalog Number	Length (in)
Clevis-Clevis	
GCC21-12R	12
GCC21-24R	24
GCC21-24R-SC	24
GCC21-36R	36
GCC21-36R2	36
GCC21-36R-SC	36
GCC21-42R2	42
GCC21-54R	54
GCC21-54R2	54
GCC21-54R2-SC	54
GCC21-78R	78
GCC21-78R2	78
GCC21-78R-SC	78
GCC21-90R	90
GCC21-96R	96
GCC21-96R2	96
GCC21-120R	120
GCC21-120R2	120

Catalog Number	Length (in)
Clevis-Thimble Eye	
GCTE21-12	12
GYCC21-36R	36
GCTE21-54	54
GCTE21-54R	54
GCTE21-78	78
GCTE21-96	96
GCTE21-96R	96
GCTE21-144R	144

Catalog Number	Length (in)
Y Clevis-Clevis	
GYCC21-36R	36

**30,000 lb Ultimate Strength Rating**

Catalog Number	Length (in)
Clevis-Clevis	
GCC30-36R	36
GCC30-36R2	36
GCC30-42R2	42
GCC30-54R	54
GCC30-54R2	54
GCC30-60R	60
GCC30-78R	78
GCC30-78R2	78
GCC30-96R	96
GCC30-96R2	96
GCC30-108R	108
GCC30-120R	120
GCC30-120R2	120
GCC30-144R	144
GCC30-144R-SC	144

Catalog Number	Length (in)
Clevis- Thimble Eye	
GCTE30-36	36
GCTE30-36R	36
GCTE30-54	54

Catalog Number	Length (in)
Y Clevis-Clevis	
GYCC30-36R	36
GYCC30-78R	78
GYCC30-120R	120

**36,000 lb Ultimate Strength Rating**

Catalog Number	Length (in)
Clevis-Clevis	
GCC36-18R	18
GCC36-36R	36
GCC36-54R	54
GCC36-90R	90
GCC36-108R	108
GCC36-108R2	108
GCC36-120R	120
GCC36-120R2	120

Catalog Number	Length (in)
Y Clevis-Thimble Eye	
GYCTE36-78	78