




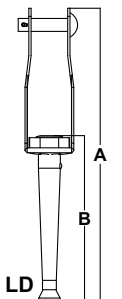
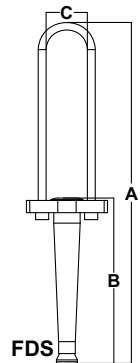
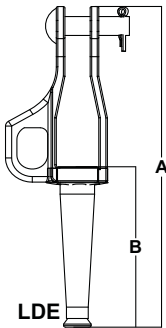
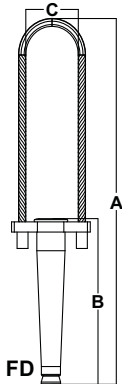
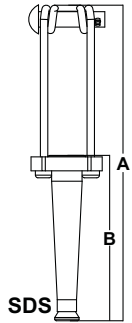
# ACSR ConductRvise™



ACSR ConductRvise™ automatic deadends are used on ACSR, AAC, and AAAC conductor.

### Features

- Rated to hold a minimum of 95% of RBS of the strand used
- ANSI C119.4 Full Tension Class A connector
- Factory installed inhibitor



Catalog Number	ACSR ASTM-B232	AAAC ASTM-B399	AAC ASTM-B231	A	B	Strand Color Guide	Conductor Diameter Range
7651 SDS	#4	#4	#4	12.20	6.40	Orange	.229-.265
7651 LD	#4	#4	#4	11.30	6.40		
7651 LDE	#4	#4	#4	12.40	6.40		
7651 FD	#4	#4	#4	14.20	6.40		
7651 FDS	#4	#4	#4	13.20	6.40		
7652AP SDS	#2 & #4	#2 & #4	#2 & #4	12.03	6.60	Red/Orange	.229-.340
7652AP LD	#2 & #4	#2 & #4	#2 & #4	11.65	6.60		
7652AP LDE	#2 & #4	#2 & #4	#2 & #4	12.15	6.60		
7652AP FD	#2 & #4	#2 & #4	#2 & #4	14.15	6.60		
7652AP FDS	#2 & #4	#2 & #4	#2 & #4	12.90	6.60		
7653 SDS	1/0	1/0	1/0 & 2/0	14.03	7.50	Yellow	.365-.425
7653 LD	1/0	1/0	1/0 & 2/0	13.95	7.50		
7653 FD	1/0	1/0	1/0 & 2/0	14.32	7.50		
7653 FDS	1/0	1/0	1/0 & 2/0	17.20	7.50		
7654AP SDS	1/0 & 2/0	1/0 & 2/0	1/0, 2/0 & 3/0	13.35	7.80	Gray/Yellow	.365-.475
7654AP LD	1/0 & 2/0	1/0 & 2/0	1/0, 2/0 & 3/0	14.27	7.80		
7654AP FD	1/0 & 2/0	1/0 & 2/0	1/0, 2/0 & 3/0	14.64	7.80		
7656AP SDS	3/0 & 4/0	3/0 & 4/0	4/0	19.50	9.00	Pink/Black	.502-.585
7656AP FD	3/0 & 4/0	3/0 & 4/0	4/0	16.62	9.00		
7656AP FDS	3/0 & 4/0	3/0 & 4/0	4/0	17.55	9.00		
7656AP FDSN	3/0 & 4/0	3/0 & 4/0	4/0	17.55	9.00		
7658AP SDS	266.8-18/1 336.4-18/1	266.8 & 336.4	266.8, 366.4 & 397.5	20.00	1.85	Green/Brown	.580-.724
7659 SDS	397.1-18/1 477 - 18/1	397.5 & 477	477 & 556.5	21.76	2.06	Aqua	.740-.856
AL795 SDS	-	636	795	18.75	2.19	Orange	.991-1.03

### Notes:

Tension representing a minimum of 15% of the rated breaking strength of the conductor is recommended to assure a permanent low resistance electrical connection