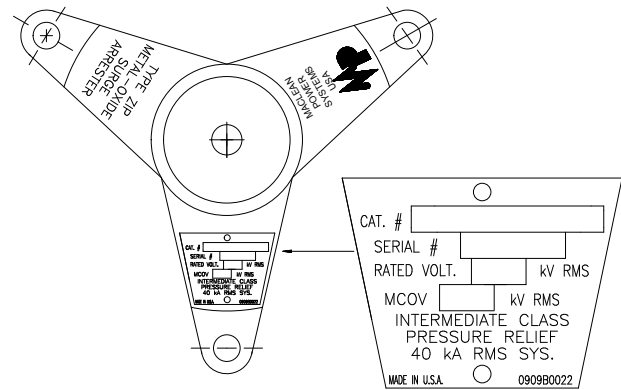
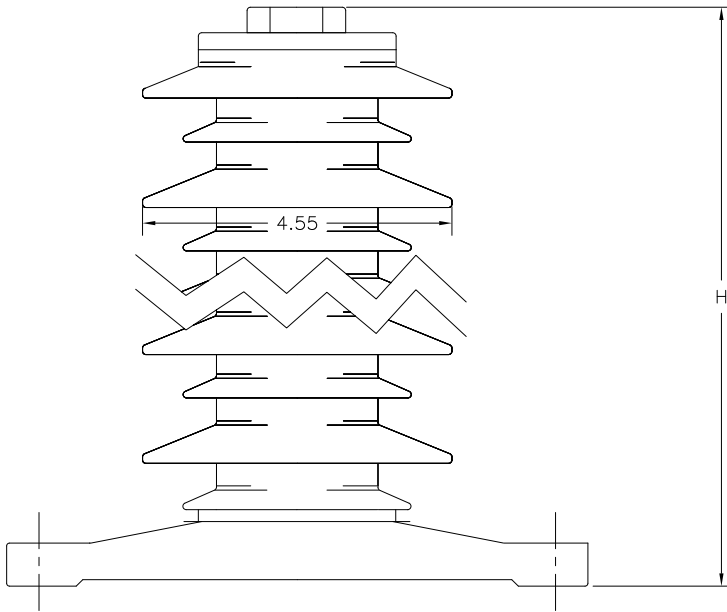


THREE PHASE INSTALLATION LAYOUT



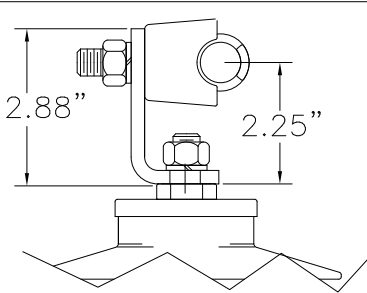
TRIPOD BASE AND NAMEPLATE



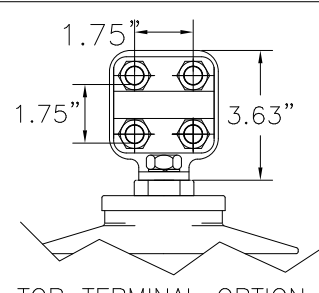
PHYSICAL CHARACTERISTICS

HEIGHT IN./(MM)	CREEP IN./(MM)	WEIGHT LBS./(kg)
6.8/(173)	15.7/(399)	7.7/(3.5)

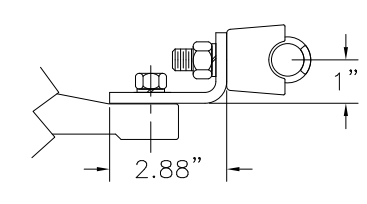
Min. Clearance - in./(mm)		Fault Withstand
A	R	
9.5/(241)	5.5/(140)	50 kA



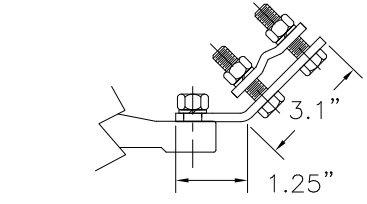
TOP TERMINAL OPTION 1
USED ON -1111, -1131



TOP TERMINAL OPTION 2
USED ON -1211, -1231



BOTTOM TERMINAL OPTION 1
USED ON -1111, -1211



BOTTOM TERMINAL OPTION 3
USED ON -1231, -1131

ELECTRICAL CHARACTERISTICS

RATING kV-RMS	MCOV kV-RMS	F.O.W. kV-CREST	MAX SWITCH. kV-CREST
3	2.55	8.55	6.34

MAX DISCHARGE VOLTAGE (kV-CREST)					
1.5 kA	3 kA	5 kA	10 kA	20 kA	40 kA
6.79	7.17	7.50	8.09	8.96	10.1



MACLEAN POWER SYSTEMS

www.maclepower.com

POLYMER HOUSED GAPLESS METAL OXIDE
ZIP INTERMEDIATE CLASS ARRESTER
3 KV RATED
2.55 KV MCOV

DATE 02/16/14

DRAWN ZA

CHECKED

ZIP0003-1XX1

DO NOT SCALE DRAWING

SHEET OF

THIS DRAWING IS THE PROPERTY OF MACLEAN POWER SYSTEMS AND EMBODIES A CONFIDENTIAL PROPRIETARY DESIGN IN WHICH MACLEAN POWER SYSTEMS RETAINS ALL PATENTS AND PROPRIETARY RIGHTS, INCLUDING EXCLUSIVE RIGHT OF USE, MANUFACTURE AND SALE. BY ACCEPTING THIS DRAWING, THE RECIPIENT AGREES NOT TO DISCLOSE, REPRODUCE OR USE ANY INFORMATION CONTAINED HEREIN WITHOUT THE PRIOR WRITTEN CONSENT OF MACLEAN POWER SYSTEMS.